



المؤسسة العربية لضمان الاستثمار



مناخ الاستثمار  
في الدول العربية

2002

# مناخ الاستثمار في الدول العربية 2002

حقوق النشر محفوظة للمؤسسة  
ويسمح بالاعتباس شريطة ذكر المصدر

الناشر



**المؤسسة العربية لضمان الاستثمار**  
**The Inter-Arab Investment Guarantee Corporation**

ص.ب: 23568 الصفاة 13096 دولة الكويت  
هاتف: 4844500 - فاكس: 4841240، 4815741/2، 4835489  
الموقع الشبكي [www.iaigc.org](http://www.iaigc.org)  
البريد الإلكتروني [info@iai.org.kw](mailto:info@iai.org.kw)



7	
11	:
13	.1
13	1.1
15	2.1
16	3.1
18	.2
18	1.2
24	2.2
31	3.2
33	.3
35	.4
37	.5
40	.6
46	.7
47	.8
48	.9
56	.10
	:
28	:(1)
30	:(2)
45	:(3)
50	:(4)
52	:(5)
54	:(6)
57	:
59	:(1)
60	) (:(2)

<b>61</b>	)	:(3)
<b>62</b>	( )	:(4)
<b>63</b>		:(5)
	2002 2001	
<b>64</b>	2002 2001	:(6)
<b>65</b>	2002 2001	:(7)
<b>66</b>		:(8)
	2002 - 1985	
<b>68</b>	2002 - 1995	:(9)
<b>69</b>	2001	:(10)
	2002	
<b>70</b>		(11)
	(%) 2002	
<b>71</b>		:(12)
	2002	
<b>72</b>		:(13)
	(%) 2002	
<b>73</b>	1995)	:(14)
	(2001 -	
<b>74</b>		:(15)
	(2001 - 1995)	
<b>75</b>	(2001 - 1995)	:(16)
<b>77</b>		
<b>79</b>	2002 /	:(1)
<b>80</b>	2002	:(2)
<b>81</b>		:12/2 - 1/2
<b>94</b>		:(3)
<b>95</b>		:
<b>99</b>		.1
<b>103</b>		.2
<b>111</b>		.3
<b>119</b>		.4
<b>123</b>		.5

<b>129</b>		.6
<b>133</b>		.7
<b>139</b>	500	.8
<b>145</b>		.9
<b>151</b>		.10
<b>157</b>		.11
<b>163</b>		.12
<b>168</b>	2002	:(1)
<b>169</b>		:(2)









.2002

.1985

" "

:

2002

2003 ( )

## الجزء الأول

.	.1	:
.	.2	
.	.3	
.	.4	
.	.5	
.	.6	
.	.7	
.	.8	
.	.9	
.	.10	



: **.1**  
 : **1.1**  
 %3.0 2002  
 2001 %2.3  
 .2001 31.0 2002 32.1  
 2001 ( )

.%0.9 2001 %1.8  
 %2.4  
 .2001 %0.3  
 2001 (%0.4) 2002 (%0.3)

.2001 %1.4 2002 %0.8  
 .2002 %4.6 2001 %0.8

.2001 %3.9 2002 %4.6  
 2002 %6.5  
 2001 %5.7  
 2001 %4.2 %7.3 2002 %4.9 %8  
 %0.6 (%0.1)  
 (%1.5 ) 2001  
 .(%8.9-) (%11.0 -)

2001 %3.6

.2002 %3.4

)  
%5.1 (

2002 %4.1 2001

2002 %1.4 2001 %2.2  
(%5.4 %5.8 )

2001 %16.3

2002 %11.1

2002 %2.9 2001 %0.1  
7.51 .2000 %12.6  
7.83

2001 (%1.1)

2002 %2.0

2002 %2.1

.2001 (%0.1)  
%5.1 %5.4

%6.3

2001 %11.8 2001 %3.3 %2.2

%5.6

2002

%6.3

2002 % 2.8

2001 (%14.0)

24.28 2001

2002 24.40

28.24 2000

(217.2)		2001		(187.3)		2002
				(503.4)		(393.4)
54.9	2001		31.1			
		2002		2001		12.0
			10.3			
2.17	2002			2.19		
392.2					2001	
		2002		399.3	2001	
%103	%136.4	2002				
				%110.3	%144.1	
%17.3	%19.3					
			2001	%17.5	%22.7	2002
				:		<b>2.1</b>
			%27		537	2002
(	%65	)		347		
	(%30	)		157		
		(%5	)		27	
(	50)			2002		
44)						
				(	12)	(
					2002	2001
		2001				
					735	
					1492	2000



		2000	1228	2001( )
	52.6)	(	53.8)	( 503
	237.9		204	124.4 )
	102.07			.(
.(	22.8)	(	46.8)	2002
85.4				
	22.5)	(	24.7)	
(			)	.(
1.12)	(	6.7)		11.8
			.(	1.10)
	(	)		(
	2000	26.6	27.2	
	2.5)	(	4.9)	( 8.8)
			.(	2.4)
				(
	2001			
%2.94		%1		6.026
4.3	2000	2.4		
(	2.66)			.1999
.(	486)	(	574)	( 1.2)
1393	2001	1991		
			%95	
	2099			2001
			.1990	385
				2185
				<b>3.1</b>

.( )

1934  
( )

( )

(42)

(51)

455

472

2001

17

.%86.8

.2  
1.2

:

•

•

•

1441

2002

:

:

1.1.2

) ( ) 1975  
42 ( )  
50 41 48

" ( ) "

: -2.1.2

(14)

( )

:

420

•

•

•

19

•

•

26

•

22

•

35

•

•

18

•

20

19

•

•

•

2005

2003

2010

•

•

: -

**-3.1.2**

•

•

•

•

:  
"8 - "

•

•

: -

**-4.1.2**

:

•

•

•

•

•

•

•

" "

•

•

: -

**-5.1.2**

50

1441

133

-6.1.2



1379

2.2

(1)

ويستند رصد هذه المؤشرات إلى البيانات التي توافرت للمؤسسة من الدول العربية وتلك التي تصدر عن المؤسسات الإقليمية والدولية، بالإضافة إلى ما يرد في تقارير عدد من مراكز البحث والمصارف التجارية وشركات الاستثمار الكبرى وبيوت التصنيف الائتماني في العالم.

1.2.2

2001 . 3.6% 2.8%

. %5.0 - %3.8

.(%3.8)	(%4.1)	(%5.0)	(%4.5)	(%4.9)
%2.4		%3.2		
(%1.5)		%1.7	%2.0	%2.2

( ) )

( ) (

2001

.(1 )

**2.2.2**

) 6.5

( %13.8 2001 %20.3

) (%1.3 %3.9 ) 2.6

%3.1 ) (%1.8 %2.2 ) (%2.9 %3.6

%19.1 %2.1 .(%3.0

%18.9 %18.5

.2001 %5.3 %4.5

2.3

( %8.2 %5.9 )

%2.4 ) (%3.0 %2.4 ) (%7.7 %7.0 )

2001 .(%2.6

2001 %0.1 %3.7



(%9.0 %4.8 ) 4.2  
 3.9 (%5.0 %1.0 ) 4.0  
 %0.6 ) 1.9 (%15.8 %11.9 )  
 (%10.0 %11.4 ) 1.4 (%2.5  
 %2.0 ) (%2.3 %1.3 )  
 ) (%2.7 %2.2 ) (%3.0  
 .(%2.0 %1.7 ) (%4.8 %4.2  
 .(4 ) (%1.8) 2001

**5.2.2**

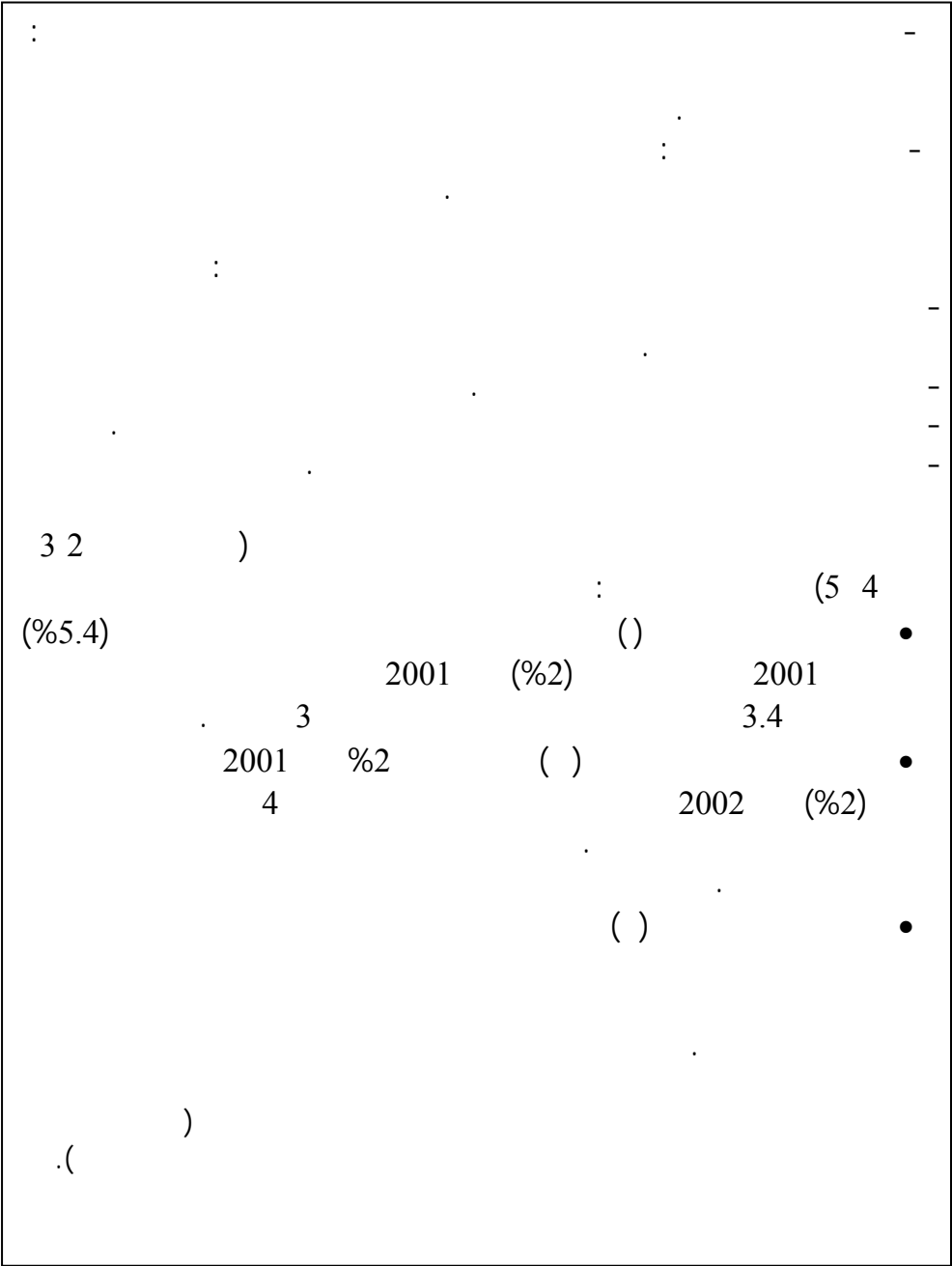
)  
 (0.7) (0.9) (  
 2002 .2001

.(1.9) 1995  
 .(5 2 1 )

(1)

1996

.1995



(2)

2002-1995  
1.1 1997  
(0.1) 1998 1996 1995 1.03 1.05  
1999 (0.9)  
(1.2) 2000  
(0.7) 2001  
(0.9) 2001

2002	2001	2000	1999	1998	1997	1996	1995	
%2.8	%3.6	%4.2	%2.8	%2.5	%4	%2	-	
9	7	14	8	5	11	10	11	%
6	7	3	6	10		4	4	
15	11	17	13	4	12	8	11	%
	4			7	7	3		
4	10	5	13	7	15	11	4	
12	4	11	3	6	4	4	12	
<b>0.9</b>	<b>0.7</b>	<b>1.2</b>	<b>0.9</b>	<b>(0.1)</b>	<b>1.1</b>	<b>1.03</b>	<b>1.05</b>	

2002

( )

. 13

( 1941 )  
400 13 17 1977  
50 10 1900 )  
) ( 30 350  
40 ( 1100 2000  
70 1000 1600  
1982 ) ( 1400  
180  
50 1985 14  
1998 ) 5  
1200 3800 ( )  
. ( 900  
5 ) ( 9 ) ( 11 )  
( 3 ) ( )  
  
( )  
( ) ( )  
( )  
( )  
. ( 1 ) )



152  
 ( 5) .( ) ( ) ( )  
 21)  
 .( 14) ( 15) ( )  
 37  
 ) 9 6 ( )  
 7 10 ( )  
 1997 3  
 %20 %60

( )  
2003

**2.3.2**

).

.(

.3



1997

B.O.T

%5

2002

15

295 -02  
302 -107

9

.4

35

150

(9)

(10)

(13)

(28)

141

(4338)

(61)

4.6

)

.(

36

"

"

"

"

.5

127

112

49

73

37

2 ) .

.(

22

25

24

9

12

14

12

38

25

10

38

44

17

15

41.16

54

15

209.2

80

( )

39



2001

13

( 3 )

.6

\*

2001

---

\*الأردن، البحرين، تونس، السعودية، سلطنة عمان، الكويت، لبنان، مصر، المغرب، قطر، الإمارات (أبو ظبي ودبي).

) 2001  
 208.86 ( 2001 2001  
 .%37.2 152.23  
 .%35.8  
 %4.1 %4.5 %9.7 %12.6 %16.8  
 %1.0 %2.5 %3.4 %3.7  
 . %1

65.40  
 .%53.2 2001 42.69  
 .  
 %2.2 %47.3  
 .%9.8 %32.4  
 .%0.2

.%96 2001 23.52 46.09  
 42.16 20.82 )  
 ( 1.73 0.69 )  
 .( )  
 %3.7 . %91.5  
 .%0.04 - %1.0 .%1.8

( 61 )

.%8.2 2001 1687 1826

1110 ) ( 140 2001 96 )  
( 1150

.2002  
%63.0  
.%3.7 %5.2 %7.7 %8.6  
. %0.7 %3.0

)  
(

( )

%15 " " ( )  
" " 148.78

1995

( )

%80

24

.2000 ( 600 )

150

" "

1998

( )

(21)

.(3 )

2001

10

50

3

10

10

2002

2002

(3)

-

			1
			2
			3
			4
			5
			6
			7
			8
			9
2000 /			10
2000 /			
			11

-

1999 /			12
			13
			14
			15

-

	-		16
		-	17
	-		18
2001 (21)		-	19
	-		20
		-	21

.7

		2912.3			
		.%10.0	2001		2646.9
%24.6		716.9			
650.0		.			
	(19.5)	567.4		(%22.3)	
(%5.5)	159.6		(%7.5)	217.5	
	100.4		(%4.8)	139.4	
	%87.6				(%3.4)
		.(10	9	)	
(					)
.(					)

650.0	2001	225.0		
	139.4	6.5		

		%30.3		881.7	
356.1			(%15.2)		444.2
	320.9		(%12.3)		
(%5.7)	164.8				(%11.0)
	(%5.2)	151.8			
		(%3.9)		112.4	
			%83.6		
		.(13	12	)	

.(11 )

26.3 2002 – 1985  
(.8 )

.8

2001

.2001 – 1995  
6.03

.1995

0.25

8.46 1998

.1996 1995 4.29  
2.42 1999 4.28 2000 1999  
%149 2001 2000  
.2000

0.20

2.66

2001

2000

.2001

1.2 2000

0.44

(1997 )

.2001 1998 1996

%1.5  
%1

2001- 1995

%.0.65

.(15 14 ) .%0.7



.9

33.5

.2000

2001

( %7.7 )

18.1

.%1.1

2000 (%7.3)

17.9

2001

15.2

15.4

.%1.3

%8

2000

2001

2001

2001

.

%40.3

7.3

(%11.6)

2.1

2001

(%5.5)

(%7.7)

1.4

.(16

)

(%4.4)

0.8

13.2

2001

18.1

2001 - 1995

.%37.1

1995

1995

4.9

2001

7.3

1.4

2.1

.%49

0.7

1.3

%50

.%86

%62

. %49

2001

%48.8

%17.0 .(6 5 4 %18.8 ) %8.5

		(4)		
			2002	
	(1998	)	)	
	)	(	.	
			1997 ( )	
			.	
			.2005	
			.	
		2001	.(	)
%73)	210.05		(	
642.6				
	.(		%90)	
(		%91)	214.4	
.(		% 92)	149.5	

17.4	2001	(	14.6
.(		% 95)	
4.2			%69)
(			.2001
	%78.6)	2.29	
	.(		

(5)

:

.2007/12/31

1998/1/1

-

-


-

-

-

-

-



(6)


22 - 21

.2002 ( )

.2003 ( )

%5  
. %12 - %4

2007



.2003



	:	<b>.10</b>
(140,565,017) 2002		
	(	42,159,667)
(	89,878,413 )	(299,530,428)
	(	)
	.(	29,932,795 )
		(183,654)
		(1,406,079)
		.2002/12/31
		(99,799,264)

(12)	2002	"	2001	"
	(44)			





(1)

<b>2002</b>	<b>2001</b>	
5.0	4.2	
1.7	2.9	
3.8	4.8	
4.9	5.2	
2.2	2.1	
-	-	
0.4	1.2	
4.9	6.7	
1.5	2.0	
-	-	
-	-	
2.4	5.0	
-	-	
3.2	5.7	
2.0 -	1.1-	
2.0	1.0	
0.8	3.3	
3.1	3.3	
4.5	6.5	
5.0	3.3	
4.1	3.4	
2.8	3.6	

:

(2)

( )

( )	2002	2001	
0.7 -	2.9	3.6	
2.3	8.2	5.9	
3.8	3.7	(0.1)	
0.6	3.0	2.4	
4.0 -	2.4	(1.6)	
-	-	-	
2.6 -	1.3	3.9	
0.4 -	1.8	2.2	
-	-	-	
-	-	-	
-	-	-	
2.3	(2.1)	0.2	
-	-	-	
4.5 -	(4.5)	(5.3)	
18.5 -	(18.5)	(18.9)	*
6.5 -	13.8	20.3	
19.1 -	(19.1)	(2.1)	
0.2	2.6	2.4	
0.1 -	3.0	3.1	
-	-	-	
6.7	2.6	(4.1)	

:

:

=

=

=

=

=

=

\*

(3)

( )

( )	2002	2001	
4.0 -	(3.6)	0.4	*
14.3 -	(14.3)	(13.2)	*
2.6 -	(2.6)	(2.9)	*
0.4 -	3.9	4.3	
10.1 -	(10.1)	(0.2)	*
-	-	-	
0.0	(5.0)	(5.0)	*
3.0 -	2.6	5.6	
1.3 -	0.7	2	
-	-	-	
-	-	-	
10.3 -	(10.3)	(15.1)	*
-	-	-	
24.8 -	(24.8)	(21.8)	
21.6 -	(21.6)	(26.1)	*
6.7 -	17.1	23.8	
7.2 -	(7.2)	(10.2)	
0.01 -	(0.01)	(0.03)	
1.9 -	(1.9)	(3)	*
0.4	3.0	2.6	
- 3.0	(3.0)	(5.1)	*

:

:

=

=

=

=

=

=

=

-

-

-

-

-

-

\*

(4)

( )

( )	2002	2001	
0.0	1.8	1.8	
1.0	2.3	1.3	
1.7	0.5	1.2 -	
1.0	3.0	2.0	
0.6	4.8	4.2	
-	-	-	
2.6	1.0	0.8-	
4.2	9.0	4.8	
0.4 -	1.1	1.5	
-	-	-	
-	-	-	
0.5 -	0.0	0.5	
-	-	-	
0.1 -	1.9	2	
0.3	2.0	1.7	
1.4	5.0	1.0	
4.0	11.4	10.0	
0.7	2.7	2.2	
1.9	2.5	0.6	
1.0 -	3.0	4.0	
3.9	15.8	11.9	

:

=

:

= 25

= 25

-  
-  
-  
-

(5)

2002 2001

3	0	0	
3	0	1 -	
2	0	1 -	
0	0	0	
3	0	3	
-	-	-	
0	0	2	
2	0	0	
1	0	-	
-	-	-	
-	-	-	
3	0	1 -	
-	-	-	
3	0	3	
3	0	3	
3	0	3	
3	0	3	
0	0	0	
1	0	0	
0	1	-	
2	0	2 -	
1.4	0.3	0.4	<b>2001</b>
1.9	0.1	0.8	<b>2002</b>

.(4) (2) :

: ( )

$$0.7 = \frac{1.4 + 0.3 + 0.4}{3} :2001$$

$$0.9 = \frac{1.9 + 0.1 + 0.8}{3} :2002$$

: ( )

: 1

:2 1

: 3 2

( )

2000



(6)  
2002 2001

( )			
2002	2001		
0.709	0.709		
3.67	3.67		
0.377	0.377		
1.41	1.44		
80.5	77.26		
	-		
3.75	3.75		
265.0	257.3		
46.50	46.50		
2612.50	2606.93		
310	0.310		*
0.38	0.38		
	-	-	
3.64	3.64		
0.306	0.306		
1507.0	1507.0		
1.30	0.649		**
4.43	3.68		
10.36	11.44		
270	260		
174.95	168.63		

:

1929      2002      1924      \_\_\_\_\_      \*

.2001      \*\*

.2001      1.224      0.608

(7)

2002 2001

*		( )		( )		( )				
2002	2001	2002	2001	2002	2001	2002	2001	2002	2001	
111.95	117.93	1334.67	934.38	455.72	335.11	7087.03	6314.16	158	161	
111.27	97.34	206.28	250.38	352.91	313.10	7716.39	6601.27	40	42	
128.34	28.32	246.47	342.05	17.12	21.28	2125.68	2229.57	46	45	
132.96	129.68	30974.47	22223.44	1735.84	689.59	74851.38	73201.35	68	76	
84.15	64.22	581.76	419.85	191.11	123.56	5268.05	2634.37	140	96	
157.92	133.94	21223.49	11711.16	42163.28	20825.32	35098.89	26661.70	95	88	
36.37	34.46	114.93	52.97	26.18	14.73	1395.26	1248.27	13	14	
36.02	35.78	6443.71	5912.89	832.86	1184.01	26338.69	24308.57	1150	1110	
128.34	128.58	1440.46	840.75	22.44	15.83	8564.24	9030.80	55	55	
107.20	-	363.08	-	61.28	-	20375.76	-	24	-	
120.92	-	687.80	-	147.95	-	9469.52	-	12	-	
135.29	-	883.07	-	79.61	-	1.567.22	-	25	-	
<b>100.71</b>	<b>101.08</b>	<b>65400.09</b>	<b>42687.85</b>	<b>46086.29</b>	<b>23522.53</b>	<b>208858.11</b>	<b>152230.05</b>	<b>1826</b>	<b>1687</b>	

\*

(8)

										/
	43319	193	35149			239	1541	11815	*	
524	18002	1074	6535549		26	85	43782	*	29277	
	80	1822	376004			627	*	59912	4359	
	3961	1741	405282		5425	*	2832	144204	135844	
	22800		41488		*	24660	20100	28329	160320	
	112			*		229				
	539722	26345	*		4005	3447	149665	157112	319636	
47	180195	*	1545045		2814	639		209291	182019	
	*	2370	372548		303	5455	21688	375386	12021	
*										
								922	16784	
	1176		34989				12214	39185	12111	
			150000					70000	41948	
	2343	4838	63925				2833	78740	8624	
	17526		5461			847	1035	954	27801	
	150339		1205470			662	21486	804405	1173	
			64148		13500	5600		98708		
	122710	47709	1579560		5618	13500	56719	221756	134992	
	26882	2345	171949		16133	22660	65830	76847	2445	
			1500			2759		5000		
	10613	429	197220		33	1823	223	15549	26636	
571	1139780	88866	12785287	-	47857	83232	399948	2398115	1115990	

2002-1985

( )

285994	627		859	37029	2728	20334	13509	5442	23309		89901
7383055	1546	10	1092	10702	468	44136	362122	254862	10949	66879	1970
663914				2950	6854	26834	180837	2729	110	796	
1495654	192		100254	4705	296745	8335	359073	20689	4012		2360
906175	24300	1798		337050	166714	11190	26296	7000	15830		18300
453						112					
2226736	130809		8090	173039		270627	153349	66358	220012	3120	1400
2662954	13554		4444	64717	16303	65277	88440	214157	4330		71682
1475627			50	6695	6208	246057	338258	12662	69563	5757	606
50				50							
19131	1230						195				*
151788	36192			434		4338	3405	7624	120	*	
330775				18584				44966	*		5277
270488	55			280		841	107711	*	284	14	
78844	723		168	5469		11111	*		2992	1921	2836
2962759						*	683628	91601	2764	891	340
263384				6343	*	1785					73300
4143823	26444		45856	*	193108	83284	1169195	228637	115484	65525	33726
517850	1729		*	4113	40506	8675	60044	2334	593		14765
9259		*									
439249	*	417		37526	4016	12302	3479	64364	31232	14495	18892
26287962	237401	2225	160813	709686	733650	815238	3549541	1023425	501584	159398	335355

(9)

2002 - 1995

	2002	2001	2000	1999	1998	1997	1996	1995	
<b>171.5</b>	21.0	27.6	26.2	24.2	12.7	10.6	13.5	35.7	
<b>1184.5</b>	217.5	215	196	176	380	-	-	-	
<b>420.0</b>	159.6	217.4	-	14	16	-	-	13	
<b>1249.1</b>	75.0	69.1	49.1	506	290	135	70.2	54.7	
<b>963.4</b>	54.6	350	347.5	85.8	122		-	3.5	
-	-	-	-	-	-	-	-	-	
<b>1784.9</b>	716.9	651.4	76.8	82	198	27	20.6	12.2	
<b>2494.3</b>	567.4	554.9	414.6	151.7	70.3	142.5	554	38.8	
<b>1499.2</b>	46.5	43.5	8.7	224	212	328	303	333.5	
-	-	-	-	-	-	-	-	-	
-	-	-	-	-	-	-	-	-	
<b>134.7</b>	-	-	-	45.8	42	18.7	24	4.2	
<b>330.8</b>				-	56	24.8	-	250	
<b>308.2</b>	68.5	65.5	61.8	58	54.4	-	-	-	
-	-	-	-	-	-	-	-	-	
<b>2844.8</b>	650	225	350	500	400	312	250	157.8	
<b>248.1</b>	82.7	85	80.4				-	-	
<b>2675.0</b>	100.4	96.5	113	277	390	532	711	455	
<b>316.9</b>	12.8	39.5	24.8	22.2	48.6	48	61.2	59.8	
-	-	-	-	-	-	-	-	-	
<b>362.2</b>	139.4	6.5	68.5	16.7	22.2	11	86	11.9	
<b>16987.6</b>	<b>2912.3</b>	<b>2646.9</b>	<b>1817.4</b>	<b>2183.4</b>	<b>2314.2</b>	<b>1589.6</b>	<b>2093.5</b>	<b>1430.1</b>	
<b>2123.45</b>	<b>2002 - 1995</b>								

(10)

2002 2001

( )

2002		2001		
(%)		(%)		
0.72	21.0	1.04	27.6	
7.47	217.5	8.13	215.0	
5.48	159.6	8.21	217.4	
2.57	75.0	2.61	69.1	
1.87	54.6	13.22	350.0	
-	-	-	-	
24.62	716.9	24.61	651.4	
19.48	567.4	20.96	554.9	
1.60	46.5	1.64	43.5	
-	-	-	-	
-	-	-	-	
-	-	-	-	
-	-	-	-	
2.35	68.5	2.48	65.5	
-	-	-	-	
22.32	650.0	8.50	225.0	
2.84	82.7	3.21	85.0	
3.45	100.4	3.65	96.5	
0.44	12.8	1.49	39.5	
-	-	-	-	
4.79	139.4	0.25	6.5	
100	2912.3	100	2646.9	

\* بيانات عام 2002 تتعلق بالفترة من يناير إلى يونيو من العام.

(11)

2002

(%)

74.5	5.0	20.5	
78.6		21.4	
90.5		9.5	
80		20	
23.0	15.0	62.0	
35.2	1.8	63.0	
23.9	6.7	69.4	
19.0	38.5	42.5	
91.4		8.6	
85.1	4.4	10.5	
35.6	14.0	50.4	
21.6	20.9	57.5	
95.5	0.6	3.9	
73.2		24.8	

(12)

2002

	الأقطار المضيفة														
<b>187.75</b>	7.96	0.02	6.09			2.64	5.81	44.54	114.93	5.22	0.29	0.25		*	
<b>356.13</b>	2.81	0.75	1.13	32.87	190.5	21.47		99.31				6.70	*	0.59	
<b>0.14</b>														0.14	
<b>10.93</b>	0.42	2.73		3.05					2.67	2.06	*				
<b>2.37</b>		1.87								*	0.50				
<b>881.71</b>	120.04	7.30	23.48	20.26	350.0	14.04	2.53	206.57	*	2.24	0.57	25.87	105.49	3.35	
<b>4.84</b>	0.12		0.23				1.16	*	3.25			0.01		0.07	
<b>320.86</b>	1.64	0.04	22.35		9.5		*	54.13	218.80	11.00	0.36	0.02		3.02	
<b>60.88</b>	0.64	0.06	4.51	24.45				25.54	1.07					4.62	
<b>0.45</b>	0.24											0.21			
<b>112.4</b>			16.70						90.32	0.93		0.03		4.42	
<b>93.81</b>			0.23			*		53.91				0.42	39.15	0.10	
<b>444.16</b>	2.41		5.64		100.0	30.35	29.93	25.76			65.68	111.39	72.86	0.15	
<b>164.83</b>	2.68		0.68		*		5.37	19.40	110.13	11.19	0.15	14.14		1.09	
<b>33.59</b>			18.96	*			0.74	6.81		0.63	6.24			0.21	
<b>151.8</b>	0.40	0.03	*	2.07			0.96	25.53	97.01	21.35	0.71	0.57		3.17	
<b>7.27</b>		*	0.23						6.54		0.50				
<b>78.37</b>	*		0.22					5.95	72.13					0.07	
<b>2912.29</b>	<b>139.36</b>	<b>12.80</b>	<b>100.45</b>	<b>82.70</b>	<b>650.0</b>	<b>68.50</b>	<b>46.50</b>	<b>567.45</b>	<b>716.85</b>	<b>54.62</b>	<b>75.0</b>	<b>159.61</b>	<b>217.50</b>	<b>21.0</b>	



(13)

2002

(%)

<b>8.33</b>	5.74	0.16	6.06		29.34	3.85	12.5	7.85	16.03	9.56	0.39	0.16		*	
<b>13.08</b>	2.02	5.86	1.13	39.75		31.35		17.50				4.20	*	2.81	
<b>0.67</b>														0.67	
<b>5.89</b>	0.30	21.33		3.68					0.37	3.77	*				
<b>7.64</b>		14.61								*	0.66				
<b>30.21</b>	86.13	57.03	23.38	24.50	53.8	20.50	5.45	36.40	*	4.10	0.76	16.20	48.5	15.95	
<b>0.59</b>	0.01		0.23				2.50	*	0.45			0.01		0.33	
<b>10.03</b>	1.19	0.31	22.25		1.47		*	9.54	30.53	20.14	0.48	0.01		14.38	
<b>8.81</b>	0.46	0.47	4.49	29.57				4.50	0.15					22.0	
<b>0.16</b>	0.18											0.13			
<b>10.40</b>			16.62						12.61	1.70		0.02		21.05	
<b>5.69</b>			0.23			*		9.50				0.26	18.0	0.48	
<b>32.75</b>	1.74		5.61		15.39	44.30	64.35	4.54			87.58	69.79	33.5	0.71	
<b>7.52</b>	1.93		0.68		*		11.55	3.42	15.36	20.49	0.20	8.86		5.19	
<b>5.36</b>			18.87	*			1.60	1.20		1.15	8.33			1.0	
<b>7.86</b>	0.31	0.23	*	2.50			2.05	4.50	13.53	39.09	0.94	0.36		15.10	
<b>0.60</b>		*	0.23						0.91		0.66				
<b>2.92</b>	*		0.22					1.05	10.06					0.33	
<b>100.00</b>	<b>100</b>	<b>100</b>	<b>100</b>	<b>100</b>	<b>100</b>	<b>100</b>	<b>100</b>	<b>100</b>	<b>100</b>	<b>100</b>	<b>100</b>	<b>100</b>	<b>100</b>	<b>100</b>	<b>100</b>

(14)

(2001 - 1995)

2001	2000	1999	1998	1997	1996	1995	/
169	39	158	310	361	16	13	
-156	260	-985	258	232	301	399	
92	358	454	180	329	2048	431	
486	779	368	68	365	351	378	
1196	438	507	501	260	270	25	
3	3	4	3	2	3	3	
-20	-1884	-780	4,289	3044	-1,129	-1,877	
574	392	371	371	98			
205	270	263	82	80	89	100	
		-1		1	1	1	
-1	-3	-7	7	1	1	2	
49	23	21	101	65	60	29	
51	76	19	58	149	4		
237	252	113	347	418	339	94	
-40	16	72	59	20	347	7	
249	298	250	200	150	80	35	
-101	-142	-118	-150	-82	-136	-107	
510	1235	2919	1056	887	636	598	
2658	201	850	333	1079	357	335	
30	9	1		1	4	7	
-205	-201	-194	-219	-139	-60	-218	
<b>6026</b>	<b>2419</b>	<b>4285</b>	<b>8463</b>	<b>7321</b>	<b>3582</b>	<b>255</b>	

2002

( )

:

(15)

2001 - 1995

2001	2000	1999	1998	1997	1996	1995	
735.2	1492	1088.3	694.5	478.1	386.1	331.1	
6.03	2.42	4.29	8.46	7.32	3.58	0.26	
%0.82	%0	%0	%1.22	%1.53	%0.93	%0.08	
735	708	629	568	607	585	535	
%0.8	%0.3	%0.7	%1.4	%1.2	%0.5	%0.1	

(16)

2001-1995

( )							( )							
2001	2000	1999	1998	1997	1996	1995	2001	2000	1999	1998	1997	1996	1995	
1161.0	1091.3	803.0	735.7	963.4	1074.5	868.4	960.3	608.3	601.8	657.9	781.8	684.5	644.4	
1692.5	1661.5	1649.8	1573.9	1394.7	1406.4	1375.1	2116.4	2276.2	2172.0	2107.5	1911.2	1776.3	1416.7	
454.6	426.7	398.8	379.8	370.7	356.2	362.2	663.8	543.3	633.2	579.2	594.9	552.7	552.7	
657.8	657.2	493.3	418.6	505.3	580.7	492.1	546.6	431.7	406.3	390.0	421.6	420.4	498.8	
258.0	299.0	185.4	260.4	361.3	255.8	331.3	357.5	361.3	258.6	146.3	230.6	222.5	242.6	
-	-	-	-	-	-	-	-	-	-	-	-	-	-	
2523.9	2383.6	2205.3	1980.5	1784.8	1883.0	1623.0	7263.0	7783.8	5003.2	4937.8	6542.3	5977.6	4872.4	
419.0	362.2	353.9	530.1	406.8	344.0	310.9	196.5	244.5	254.9	244.5	203.1	240.2	174.0	
432.5	407.8	318.2	306.0	340.0	414.0	367.0	761.3	706.6	727.2	805.0	1023.0	801.0	932.0	
73.9	69.5	55.0	51.5	40.6	35.9	32.4	189.6	185.2	169.4	165.6	131.1	115.5	118.2	
346.3	333.7	238.2	175.0	235.1	152.8	303.4	791.6	486.3	396.1	307.1	384.0	460.8	410.7	
1834.5	1719.3	1581.2	1674.7	1482.0	1289.0	1233.7	1432.4	1257.5	1069.4	1107.7	976.1	742.0	673.6	
6230	652.2	640.8	487.2	414.2	449.1	321.8	656.2	631.8	594.0	308.4	333.3	231.1	307.9	
1105.0	1.68.5	1018.1	1057.1	1079.7	1033.4	951.6	441.1	436.1	412.3	400.2	407.6	361.1	310.5	
787.7	767.5	557.9	609.0	691.5	932.1	580.3	355.7	326.9	294.5	323.8	314.6	640.4	511.8	
506.2	443.6	425.4	438.4	552.8	434.1	428.0	496.2	560.1	462.5	389.4	591.0	469.8	565.5	
1123.4	1442.0	1009.7	896.1	691.7	509.9	450.6	586.8	595.0	471.0	558.4	502.5	497.6	480.2	
1341.3	14312	896.8	665.8	890.9	832.3	766.2	292.2	258.5	295.6	284.9	297.4	344.0	378.3	
44.4	36.9	33.7	35.8	34.6	36.8	32.4	5.5	4.5	5.9	6.4	4.5	3.0	0.6	
783.4	876.2	757.5	638.6	548.3	412.1	211.9	169.1	210.0	164.0	165.0	92.6	145.9	93.8	
<b>15385.0</b>	<b>15253.7</b>	<b>12864.5</b>	<b>12275.5</b>	<b>12240.0</b>	<b>12020.1</b>	<b>11042.3</b>	<b>18112.7</b>	<b>17697.6</b>	<b>114228.0</b>	<b>13720.2</b>	<b>15650.6</b>	<b>14540.3</b>	<b>13184.7</b>	

.2002 ( )

:







(1)

2002 ( )

		2002/12	2001/12		
	A+	5	7		1
	A	6	6		2
	BBB+	8	9		3
	BBB	9	9		4
	BBB	9	9		5
	BBB	9	10		6
	BBB	9	9		7
	BB +	11	10		8
	BB	12	12		9
	BB -	13	13		10
	B B -	13	-		11
-	B	15	14		12
-	B -	X	X		13

FT, Credit Ratings in Emerging Markets, Issue 2002:4 . .



\*

(2)

2002

(8)	(7)	(6)	(5)	(4)		(3)		(2)	(1)
				( )	( )	( )	( )		
-	-	14	9	-	-	1	10	15	2
-	-	4	-	-	-	17	8	38	15
-	-	1	1	-	-	-	7	3	24
-	-	7	-	-	-	-	-	-	14
-	-	14	-	41160.0	44	44	10	21	25
-	-	-	2	-	80	-	3	-	4
-	-	-	3	-	-	4	1	2	-
-	-	-	-	209.2	15	-	-	-	4
-	-	21	-	-	-	2	10	9	-
-	-	-	-	-	-	15	-	25	12
-	-	-	1	-	-	13	-	9	3
-	-	10	1	-	-	2	-	5	9
-	-	71	17	41369.2	139	73	49	127	112

\*

(1/2)

(8)	(7)	(6)	(5)	(4)	(3)	(2)	(1)
-	-			-		15	

(2/2)

(8)	(7)	(6)	(5)	(4)	(3)	(2)	(1)
-		( )	-	-	17	38	15 9

(3/2)

\*

(8)	(7)	(6)	(5)	(4)	(3)	(2)	(1)
-	-		295 -02 15 2002  302 -107	-			24

---

\*

(4/2)

(8)	(7)	(6)	(5)	(4)	(3)	(2)	(1)
-	-	2001	-	-	-		14 12

(5/2)

(8)	(7)	(6)	(5)	(4)	(3)	(2)	(1)
	5		2001	54 41.16 0,70 21  27,60 14 11,14 13	44	21	22         3

				1,65			
				0.07			

(6/2)

(8)	(7)	(6)	(5)	(4)	(3)	(2)	(1)
-	( ) ( )	-		80 : 40) 15 ( ) ( 8) 6) ( 4) 4) ( 3)		-	



(7/2)

(8)	(7)	(6)	(5)	(4)	(3)	(2)	(1)
-	-	-		-	"		

(8/2)

\*

(8)	(7)	(6)	(5)	(4)	(3)	(2)	(1)
-	2001	-	-	15 209.2	-	-	

\_\_\_\_\_\*

(9/2)

(8)	(7)	(6)	(5)	(4)	(3)	(2)	(1)
-	-		-	-		9	-

(10/2)

(8)	(7)	(6)	(5)	(4)	(3)	(2)	(1)
-	200	-	-	)	(15)	(25)	12

(11/2)

(8)	(7)	(6)	(5)	(4)	(3)	(2)	(1)
-	-	-	9	-	13	9	"

(12/2)

(8)	(7)	(6)	(5)	(4)	(3)	(2)	(1)
2003 (12)	-		(22) 2002	-			

(3)

√	www.jordaninvestment.com			1
√	www.ddia.ae	( )	-	2
√	www.bahrainedb.com			3
√	www.investintunisia.com			4
√	www.apsi.com.dz			5
-	-	-		6
√	www.sagia.org			7
-	-	( )		8
√	www.investsynia.com	( )		9
-	-			10
-	-	-		11
√	www.OCIPED.com			12
√	www.PIPA.gov.ps			13
-	-	-		14
-	-	( )		15
√	www.idal.com.lb			16
√	-			17
√	www.GAFI.gov.eg			18
-	www.invest-in-morocco.gov.ma			19
-	-	( )		20
√	www.giay.gov.ye			21

## الجزء الثاني

.	.1	:
.	.2	
.	.3	
.	.4	
.	.5	
.	.6	
.	.7	
<b>500</b>	.8	
.	.9	
.	.10	
.	.11	
.	.12	





“ ”



<b>Economic Freedom Index</b>	<b>.1</b>
-------------------------------	-----------

" Heritage Foundation " " : **.1**  
 1995 Wall Street Journal "  
 ( )  
 . 20 2002 161 .

: **.2**  
 (10)  
 .( ) -  
 .( ) -  
 .( ) -  
 . -  
 . -  
 . -  
 . -  
 . -

: **.3**  
 (1.95 - 1) -  
 (2.95 - 2) -  
 (3.95 - 3) -  
 (5.00 - 4) -

56 ) 32 2002 : .4  
 74 ( 15 74  
 .( 3 ) 11 ( 7 ) 49  
 5 (

( 20 ) 2002 : .5  
 ( 161 ) 16  
 1.95 2.00  
 (24) .(56) (44) (50)

: .6  
 -

-

-

( 3,229) ( 12,569) ( 26,855)  
.( 3,585)

-

-

GFTA

(12)

(14)

:

2002

						2002		
	1995	1999	2000	2001	2002			
	1.80	1.80	1.90	2.00	2.00	16		1
	2.20	2.15	2.05	2.15	2.20	24		2
	2.50	2.50	2.55	2.75	2.55	40		3
	-	3.05	3.15	2.95	2.65	44		4
	2.90	2.80	2.70	2.90	2.80	56		5
	2.95	2.90	2.90	2.70	2.85	62		6
	2.70	3.00	2.90	2.85	2.95	68		7
	-	2.95	3.00	3.00	2.95	68		8
	2.85	2.75	2.70	3.05	2.95	68		9
	3.75	3.80	3.70	3.30	3.10	85		10
	3.50	3.45	3.20	3.10	3.25	94		11
	3.05	3.20	2.85	3.15	3.25	94		12
	-	3.40	3.35	3.10	3.30	99		13
	3.45	3.50	3.60	3.55	3.35	104		14
	3.85	3.85	3.85	3.75	3.65	131		15
	4.00	4.00	4.00	4.10	3.95	143		16
	4.85	4.85	4.90	4.75	4.30	151		17
	4.90	4.90	4.90	5.00	-			18
	4.10	3.85	-	-	-			19
	-	4.80	4.80	-	-			20

<b>Environmental Sustainability Index 2002</b>	<b>.2</b>
--	-----------

: **.1**

/ (World Economic Forum)  
 (YCELP)  
 2001 (CIESIN)

. 16                      22                      142

: **.2**

: .(                      )                      68                      20                      -

.                      -

.                      -

.                      -

: **.3**

. %100

. (50)                      -

. (50)                      -

. (42)                      -

: **.4**

2002 (                      )

(51)                      .                      (99)



		:			<b>.5</b>
		:	16		
.(61 )	(53 )			-	
(73 )	(70 )			3 -	
			.(74 )		
(106 )	( 103 )			-	
			.(107 )		
)	(120 )			-	
(138 )	(132 )	(126 )	(124		
			.(139 )		
)	(141 )			-	
			.(142		

: **.6**

-

-

-

-

Environmental

" " -  
Performance Index (Pilot)

2002

73.9		1
73.0		2
72.6		3
70.6		4
66.5		5
66.0		6
64.2		7
63.9		8
63.2		9
63.0		10
62.7		11
62.5		12
61.8		13
61.6		14
61.5		15
60.3		16
60.0		17
60.0		18
59.9		19
59.6		20
59.4		21
59.1		22
58.8		23
57.9		24
57.8		25
57.4		26
57.2		27
57.1		28
56.5		29
56.3		30
56.2		31

2002

56.2		32
55.5		33
55.4		34
55.1		35
45.9		36
54.8		37
54.8		38
54.5		39
54.3		40
54.3		41
54.2		42
54.1		43
54.1		44
53.2		45
53.2		46
53.1		47
53.0		48
52.8		49
52.5		50
51.8		51
51.8		52
<b>51.7</b>		<b>53</b>
51.6		54
51.3		55
51.3		56
51.3		57
51.2		58
51.1		59
50.9		60
<b>50.8</b>		<b>61</b>
50.8		62

**2002**

50.2		64
50.2		65
50.0		66
49.6		67
49.5		68
49.5		69
<b>49.4</b>		<b>70</b>
49.3		71
49.1		72
<b>49.1</b>		<b>73</b>
<b>48.1</b>		<b>74</b>
48.7		75
48.7		76
48.7		77
48.6		78
48.4		79
48.1		80
47.6		81
47.3		82
47.2		83
47.2		84
47.1		85
46.9		86
46.7		87
46.5		88
46.3		89
46.2	( )	90
46.1		91
45.9		92
45.9		93
45.7		94

2002

45.7		95
45.7		96
45.6		97
45.3		98
45.2		99
45.1		100
45.0		101
<b>44.7</b>		<b>102</b>
44.5		103
44.7		104
44.3		105
<b>43.8</b>		<b>106</b>
<b>43.6</b>		<b>107</b>
43.4		108
43.3		109
42.4		110
42.4		111
42.1		112
41.8		113
41.8		114
41.6		115
41.6		116
41.6		117
41.3		118
40.6		119
<b>40.2</b>		<b>120</b>
40.1		121
40.1		122
39.4		123
<b>39.3</b>		<b>124</b>
39.1		125

**2002**

<b>38.8</b>		<b>126</b>
38.8		127
38.8		128
38.5		129
37.7		130
37.3		131
<b>37.1</b>		<b>132</b>
36.7		133
36,5		134
35.9		135
35.0		136
43.8		137
<b>43.2</b>		<b>138</b>
<b>33.2</b>		<b>139</b>
32.3		140
<b>25.7</b>		<b>141</b>
<b>23.9</b>		<b>142</b>

<b>Corruption Perception Index</b>	<b>:3</b>
------------------------------------	-----------

**.1**

(Transparency International)

) / 1995 (

102

.2001 91 2002

**.2**

7 : 14

3

**.3**

.( ) -

.( ) 10 -

.( ) 10 -



: 2002 .4

.2001

: .5

)			4	
	62	52	40	36
	3.4	3.7	4.5	4.8

( 2002

		39	
54	37	31	
	63	37	32

2001  
. 2000  
2001  
.2000

( )  
, ( )  
)  
( )  
( )  
( )

: .6

(IMD)

-

(EIU)

.2001

-

**2002**

<b>2001</b>	<b>2001</b>		<b>2001</b>	<b>2002</b>	<b>2002</b>		<b>2002</b>
7	9.9		1	8	9.7		1
7	9.5		2	8	9.5		2
7	9.4		3	8	9.5		3
6	9.2		4	6	9.4		4
12	9.2		4	13	9.3		5
8	9.0		6	10	9.3		5
8	8.9		7	10	9.0		7
7	8.8		8	5	9.0		7
6	8.7		9	9	9.0		7
7	8.6		10	11	8.7		10
9	8.5		11	11	8.6		11
7	8.4		12	8	8.5		12
9	8.3		13	9	8.5		12
11	7.9		14	11	8.2		14
7	7.8		15	8	7.8		15
8	7.6		16	12	7.7		16
11	7.6		16	10	7.5		17
9	7.5		18	10	7.3		18
7	7.5		18	10	7.3		18
8	7.4		20	8	7.1		20
11	7.1		21	12	7.1		20
8	7.0		22	10	7.1		20
8	6.7		23	8	6.9		23
7	6.6		24	5	6.4		24
8	6.3		25	10	6.3		25
3	6.0		26	9	6.3		25
11	5.9		27	9	6.0		27
5	5.6		28	5	5.7		28
9	5.5		29	8	5.6		29

**2002**

<b>2001</b>	<b>2001</b>		<b>2001</b>	<b>2002</b>	<b>2002</b>		<b>2002</b>
3	5.4		30	12	5.6		29
10	5.3		31	11	5.2		31
3	5.3		31	5	5.1		32
3	5.3		31	11	4.9		33
7	5.2		34	11	4.9		33
4	5.1		35	4	4.9		33
11	5.0		36	3	4.8		36
4	4.9		37	7	4.8		36
5	4.8		38	11	4.8		36
10	4.8		38	<b>5</b>	<b>4.8</b>		<b>36</b>
5	4.5		40	6	4.5		40
5	4.5		40	<b>5</b>	<b>4.5</b>		<b>40</b>
8	4.2		42	6	4.5		40
11	4.2		42	12	4.5		40
6	4.1		44	8	4.2		44
10	4.1		44	10	4.0		45
9	4.0		46	7	4.0		45
6	3.9		47	3	4.0		45
3	3.9		47	7	4.0		45
10	3.9		47	11	4.0		45
9	3.8		50	4	3.9		50
9	3.7		51	4	3.8		51
3	3.7		51	10	3.7		52
7	3.7		51	4	3.7		52
7	3.6		54	<b>4</b>	<b>3.7</b>		<b>52</b>
5	3.6		54	8	3.7		52
9	3.6		54	4	3.7		52
9	3.5		57	10	3.6		57
10	3.5		57	10	3.6		57
3	3.4		59	11	3.5		59
3	3.4		59	4	3.5		59

**2002**

<b>2001</b>	<b>2001</b>		<b>2001</b>	<b>2002</b>	<b>2002</b>		<b>2002</b>
12	3.2		61	3	3.5		59
3	3.2		61	7	<b>3.4</b>		<b>62</b>
3	3.1		63	6	3.4		62
4	3.1		63	11	3.2		64
4	2.9		65	10	3.2		64
11	2.9		65	4	3.1		66
3	2.9		65	5	3.0		67
6	2.9		65	4	2.9		68
5	2.8		69	4	2.9		68
9	2.8		69	10	2.8		70
3	2.7		71	4	2.7		71
12	2.7		71	5	2.7		71
3	2.7		71	12	2.7		71
3	2.7		71	12	2.7		71
7	2.6		75	4	2.7		71
3	2.6		75	6	2.7		71
3	2.4		77	3	2.6		77
3	2.4		77	11	2.6		77
6	2.3		79	7	2.6		77
3	2.3		79	4	2.6		77
10	2.3		79	3	2.5		81
3	2.2		82	6	2.5		81
6	2.1		83	5	2.5		81
3	2.0		84	10	2.5		81
5	2.0		84	3	2.4		85
3	2.0		84	6	2.4		85
4	2.0		84	7	2.4		85
12	1.9		88	4	2.3		88
3	1.9		88	6	2.2		89
4	1.0		90	4	2.2		89
3	0.4		91	7	2.2		89
				3	2.2		89
				4	2.1		93

**2002**

<b>2001</b>	<b>2001</b>		<b>2001</b>	<b>2002</b>	<b>2002</b>		<b>2002</b>
				4	2.1		93
				4	2.0		95
				12	1.9		96
				5	1.9		96
				3	1.7		98
				3	1.7		98
				3	1.7		98
				6	1.6		101
				5	1.2		102



<b>2002</b> <b>FDI Performance Index &amp; FDI Potential Index</b>	<b>.4</b>
---	-----------

: **.1**

United Nations ( )  
 Conference on Trade & Development UNCTAD  
 FDI Inward 2001  
 Index

2002

140

: **.2**

8

1990 1988

2000 1998



: .3

:

:

:

-

-

-

-

.4

140

2000-1998

:

1.2

0.8

31 -

9

43 -

66 -

.5

( 16)

2000-1998

:

120

.( 42 ) : -  
 .( 28 ) : -  
 : -  
 .( 30 ) : -  
 .( 40 ) : -  
 : .6  
 .1

Network 2002 .2  
 50 Spread Index  
 100 25

Transnationality Index

65  
 850 234  
 ( 92) ( 142)  
 %48 17 4317

**2000-1998**

( 140)	( 140)	00-98	90-88	00 -98	90 -88		
22	92	0.530	0.451	0.5	0.1-		1
26	137	0.488	0.324	0.1-	0.1		2
30	40	0.430	0.324	1.3	1.9		3
32	132	0.425	0.229	0	0		4
48	130	0.335	0.306	0.1	1.2		5
50	127	0.332	0.222	0.1	0.3		6
54	105	0.320	0.171	0.3	0.5		7
60	86	0.301	0.179	0.6	0.4		8
62	126	0.297	0.141	0.1	0.1		9
66	91	0.287	0.172	0.5	2.8		10
74	67	0.268	0.179	0.8	0.7		11
90	101	0.237	0.178	0.4	0.6		12
95	136	218.	182.	0.1-	0.5		13
96	111	0.216	0.198	0.3	0		14
98	139	0.216	0.090	0.1-	0.6 -		15
125	58	0.166	0.047	1	0.1-		16

<b>Global Competitiveness Index</b>	<b>.5</b>
-------------------------------------	-----------

:

**.1**

World Economic Forum  
1979

**Microeconomic Competitiveness Index  
Growth**

**Competitiveness Index**

8 5

( 80)

.2001 ( 75) 2002

:

**.2**

:

8

-

-

-

-

-

-

-

-

	(%50	)	
		(%25	)
.(%25	)		
	(	24)	
	.	%30	
	4800	2002	
		:	<b>.3</b>
		.	-
		.	-
		.	-
		:	<b>.4</b>
	2003-2002		
		2002	
	(30)	.	
		(40)	
	(6)	(4)	
.2001	2002		

)  
 ( 314.43  
 ( 239.78) ( 260.99)  
 ( 29.64)  
 15  
 : .5  
 (80/34) (80/47 )  
 (80/55)  
 2000  
 (24/6) (24/5)  
 2002  
 : .6  
 -

2002

2001	2002	
2	1	
1	2	
7	3	
4	4	
9	5	
15	6	
5	7	
3	8	
6	9	
14	10	
12	11	
16	12	
21	13	
17	14	
8	15	
10	16	
13	17	
18	18	
24	19	
27	20	
23	21	
22	22	
25	23	
11	24	
19	25	
29	26	
30	27	
31	28	
28	29	
20	30	
33	31	

## 2002

2001	2002	
34	32	
39	33	
	<b>34</b>	
32	35	
43	36	
38	37	
36	38	
26	39	
37	40	
	41	
46	42	
35	43	
47	44	
42	45	
44	46	
<b>45</b>	<b>47</b>	
57	48	
40	49	
53	50	
41	51	
50	52	
	53	
55	54	
	<b>55</b>	
65	56	
58	57	
-	58	
61	59	
52	60	
48	61	
59	62	



2002

2001	2002	
49	63	
63	64	
60	65	
56	66	
64	67	
62	68	
54	69	
66	70	
74	71	
72	72	
68	73	
71	74	
73	75	
70	76	
69	77	
67	78	
75	79	
-	80	

<b>Composite Country Risk Rating</b>	<b>.6</b>
--------------------------------------	-----------

.1

PRG GROUP ( )

International Country Risk Guide

. 1980

18      140

.2

( %25 )      ( %50 )

( %25 )

:

12		1
12		2
12		3
12		4
12		5
6		6
6		7
6		8
6		9
6		10
6		11
4		12
<b>100</b>		

:

5		1
10		2
10		3
15	/	4
10		5
<b>50</b>		

:

10		1
10		2
15		3
5		4
10		5
<b>50</b>		

		:	<b>.3</b>
:	49.5		-
:	59.5	50.0	-
:	69.5	60.0	-
:	79.5	70.0	-
	100.0	80.0	-

2002 ( ) :

.4

:

18

(3)

(7)

(4)

:

.5

( )

( )

( ) ( )

(2002/12)

2001/12			2002/12		
82.5	19		81.8	20	1
79.0	29		81.0	22	2
84.0	15		81.0	22	3
77.3	34		79.8	28	4
70.8	65		79.3	32	5
71.8	59		72.8	53	6
74.8	46		72.5	54	7
72.5	57		72.0	56	8
71.0	62		70.5	63	9
73.3	53		70.0	65	10
71.0	62		69.8	67	11
69.3	71		67.5	72	12
65.5	85		66.0	81	13
61.5	103		63.8	87	14
56.8	125		55.5	121	15
54.3	127		54.3	122	16
43.3	139		44.5	138	17
47.3	136		44.0	139	18

<b>Human Development Index</b>	<b>.7</b>
--------------------------------	-----------

United Nations Development Program

1990 UNDP

) 162  
.(

2002

: .2

:

) -  
( 85- 25

) -  
(%100 %

) -  
( 40,000 100

: .3

( %80 ) -  
(%79 %50 ) -  
(%50 ) -

: .4

2000 0.635

0.550 1990

.2000 (0.905) 0.642 0.712  
 2002  
 :  
 . 4 -  
 . 10 -  
 . 4 -  
 . -  
 1994  
 ( 6) 2002  
 ( 3) ( 4)  
 ( )  
 .( )  
 : .5  
 -  
 . -  
 . -  
 . -  
 ) ) (

( ) ( )  
 .( )  
**2002** .6  
 -  
 ,2002

:

( 15) : 30 .1  
 )  
 %60  
 1000  
 .(2015 740 1997 .2  
 .(%300) .3

:



		( )	-
%2.7		(1998 %3.5 )	-
	65	( )	-
		%23	%60
		.2000	281.2
14	6 )	10 ( 15	-
		.2015	-
	%0.6	.	-
	%1.2)	.(	-
709	)	%0.5	-
		.(2000	-
	%.15	%5	-
	.		-
		%1.5	-
		%.6	-
	%70)	.(	-
	750	.	1400
		%1 - %0.2	-

**2000 - 1980**

<b>2000</b>						
		<b>1995</b>	<b>1990</b>	<b>1985</b>	<b>1980</b>	<b>/</b>
173/39	0.831	-	-	-	-	
173/45	0.813	0.812	-	0.777	0.773	
173/46	0.812	-	-	-	-	
173/51	0.803	-	-	-	-	
173/64	0.773	-	-	-	-	
173/71	0.759	0.737	0.706	0.670	0.646	
173/75	0.755	0.730	0.680	-	-	
173/78	0.751	-	-	-	-	
173/97	0.722	0.682	0.646	0.613	0.566	
173/99	0.717	0.703	0.677	0.658	0.636	
173/106	0.697	0.663	0.639	0.600	0.550	
173/108	0.691	0.665	0.634	0.614	0.580	
173/115	0.642	0.605	0.574	0.532	0.482	
173/123	0.602	0.569	0.540	0.508	0.474	
173/139	0.499	0.462	0.419	0.395	0.374	
173/144	0.479	0.439	0.399	-	-	
173/149	0.445	-	-	-	-	
173/152	0.438	0.418	0.390	0.379	0.360	
-	-	-	-	-	-	
-	-	-	-	-	-	
-	-	-	-	-	-	





%65.8  
 (%51.2)  
 (%6)  
 1.6  
 1.5  
 9/11  
 50 - 40  
 9/11  
 2001  
 10.9 ( 238)  
 10  
 64 2000  
 30 2001  
 500  
 4  
 1998.

.%8.2  
 :  
 (%30.6)  
 (%1.6)  
 :  
 2.1  
 ( .(  
 9/11  
 .(

:  
 9.3  
 60  
 50 2001  
 2002  
 2002  
 2002  
 2002

•  
 ( )  
 .( )  
 " ( " ) •

Corporate ( )  
 .Governance

.  
 : .5  
 ( ) 3  
 12.1 374  
 ( 10.13 451 )  
 ( 9.56 485 )

	(2002/3/27)			2002
	372.1			1
	326.6			2
	299.8			3
	273.2			4
	255.3			5
	249.0			6
	203.8			7
	200.8			8
	197.9			9
	189.9	/	/	10
	188.5			11
	179.2			12
	145.4			13
	137.8			14
	130.8			15
	129.9			16
	126.5			17
	125.5			18
	123.9			20
	116.8			21
	114.1			22
	113.9			23
/	113.1			24
	109.4			25

238		1
50		2
41		3
28		4
21		5
18		6
15		7
12		8
11		9
9		10
8		11
6		12
6		13
6		14
5		15
5		16
5		17
4		18
2		19
2		20
2		21
2		22
2		23
2		24
2		25
1		26
1		27
1		28



**2002                  500**

<b>2002/3/27</b> (                  )			
2.13	67		1
1.62	24		2
1.45	39		3
1.40	38		4
1.27	26		5
0.77	17		6
(0.7)	(16)		7
0.68	20		8

**2002                  500**

51.2	256		1
30.6	153		2
10	50		3
6	30		4
1.6	8		5
0.6	3		6
<b>%100</b>	<b>500</b>		

<b>.9</b>
<b>Wealth of Nations Index for Emerging Economies</b>

: .1

**Money Matters Institute**  
**The World Paper**  
 1996

( ) ( )

41  
70

4  
9

: .2

: 63

21) -

.(

21) -

.(

21) -

.(

: .3

100

800

2400

)

(

:

	2002 ( )				.4
	(1756)			(1912)	
2002	(1471)	(16)	2001	(1532)	
	2002	(738)	(70)		

:

	14 )				.5
34 )	1308	23		(1492	
(1185 )	36 )	(1202	35 )	(1217	
	(1167	41 )	(1169	40 )	
	(1063	54 )	(1142	49	

:

.6

1994  
" "

2002


.IDC



2000/9	2000/9	2001/9	2001/9		2002/9	2002/9	
-	-	1749	1		1912	1	
1672	2	1653	2		1756	2	
1726	1	1651	3		1753	3	
1665	4	1599	4		1698	4	
1565	5	1559	5		1692	5	
1669	3	1539	6		1656	6	
1480	8	1532	7		1656	7	
-	-	1490	8		1555	8	
-	-	1487	9		1529	9	
1461	11	1483	10		1516	10	
1468	9	1466	11		1511	11	
-	-	1442	12		1510	12	
1496	6	1439	13		1502	13	
1398	13	1401	14		<b>1492</b>	<b>14</b>	
1481	7	1397	15		1483	15	
-	-	1389	16		1471	16	
1467	10	1386	17		1460	17	
1331	16	1382	18		1452	18	
-	-	1362	19		1428	19	
1400	12	1359	20		1357	20	
1244	26	1322	21		1333	21	
1367	14	1284	22		1327	22	
1274	21	1277	23		1308	23	
1299	19	1268	24		1300	24	
1315	17	1255	25		1284	25	
-	-	1247	26		1282	26	
1258	25	1241	27		1269	27	
1166	30	1233	28		1267	28	
-	-	1231	29		1265	29	
1306	18	1223	30		1247	30	
1338	15	1223	31		1233	31	
-	-	1222	32		1229	32	
1268	22	1220	33		1224	33	
-	-	1215	34		<b>1217</b>	<b>34</b>	
1288	20	1212	35		<b>1202</b>	<b>35</b>	
1120	32	1207	36		<b>1185</b>	<b>36</b>	

<b>2000/9</b>	<b>2000/9</b>	<b>2001/9</b>	<b>2001/9</b>		<b>2002/9</b>	<b>2002/9</b>	
1157	31	1206	37		1183	37	
-	-	1203	38		1178	38	
-	-	1201	39		1176	39	
1263	24	1200	40		<b>1169</b>	<b>40</b>	
1263	23	1199	41		<b>1167</b>	<b>41</b>	
-	-	1193	42		1164	42	
1231	28	1184	43		1156	43	
-	-	1182	44		1152	44	
-	-	1156	45		1149	45	
1242	27	1135	46		1143	46	
1104	33	1134	47		1142	47	
1062	34	1118	48		1142	48	
1183	29	1115	49		<b>1142</b>	<b>49</b>	
-	-	1091	50		1135	50	
-	-	1089	51		1105	51	
-	-	1086	52		1079	52	
-	-	1062	53		1070	53	
1036	37	1028	54		<b>1063</b>	<b>54</b>	
964	39	1014	55		1047	55	
-	-	999	56		1030	56	
-	-	997	57		970	57	
1062	35	994	58		969	58	
-	-	990	59		958	59	
954	40	989	60		940	60	
-	-	987	61		936	61	
1058	36	983	62		929	62	
-	-	964	63		924	63	
-	-	951	64		906	64	
-	-	951	65		889	65	
-	-	933	66		858	66	
-	-	913	87		830	67	
-	-	894	68		814	68	
971	38	879	69		809	69	
-	-	850	70		738	70	







: . 2

- 1

- 2

- 3

- 4

( ) - 5

- 6

( ) - 7

: . 3

3 3 )

.(

2002 : . 4

(13) 1998

2002

(1.38) 2002

.(17)

2001 (1.43)

2001

: . 5

: . 6

-

2001 ( )

2002

-

(Governance )  
( )

.1998

	:	
.(%91)		.
.(%61)		.
.(%54)		.
	.(%29)	.
	.(%27)	.
.(%23)		.
		- 5
	:	
.(%78) (Governance )		.
.(%61)		.
.(%58)		.
		.
	.(%54)	

2001	2000	1999	1998	1998		2002		
					1		1.99	1
					2		1.89	2
					3		1.51	3
					4		1.50	4
					5		1.29	5
					6		1.23	6
					7		1.22	7
					8		1.20	8
					9		1.19	9
					10		1.16	10
					11		1.15	11
					12		1.12	12
					13		1.09	13
					14		1.07	14
					15		1.05	15
					16		1.02	16
					17		0.99	17
					18		0.95	18
					19		0.95	19
					20		0.93	20
					21		0.91	21
					22		0.89	22
					23		0.86	23
					24		0.85	24
					25		0.85	25

|

|

<b>The Globalization Index</b>	<b>.11</b>
--------------------------------	------------

Kearney A.T. (Foreign Affairs) : .1

2001  
50

62

%85

%95

4

: .2

13

.)

-

.(

)

-

)

-

.(secured servers

)

-

.(

50

.2002

: .3

: .4

2001

12

2001 : .5  
(45) 2001 2002 50 (42) (36) (28)  
(36) (37) . 62 (46)

: .6  
-  
2000

2001

850 )  
( ( 65  
(

-

-

. 40

%40

Values Survey of the World  
65



2002

2001			2002
1			1
2			2
3			3
4			4
5			5
6			6
7			7
8			8
9			9
10			10
11			11
12			12
13			13
14			14
15			15
16			16
17			17
18			18
19			19
20			20
21			21
22			22
23			23
24			24
25			25
26			26
27			27
<b>28</b>			28
29			29
30			30
31			31

2002

2001			2002
32			32
33			33
34			34
35			35
<b>36</b>			<b>36</b>
37			<b>37</b>
38			38
39			39
40			40
41			41
<b>42</b>			42
43			43
44			44
45			<b>45</b>
46			<b>46</b>
47			47
48			48
49			49
50			50
			51
			52
			53
			54
			55
			56
			57
			58
			59
			60
			61
			62



		:	.1
(The World Paper)			
)	1996	(IDC)	(
.		55	
		.	4
		:	.2
:	23	4	-
		:	-
.( 6)	:( )		-
4)		.(	-
		:	-
.( 8)		:	-
.( 5)		:	.3
	:	5	-
( )	9000 6000	:	-

) 6000 4000 : -  
 ( ) 4000 2000 : ( -

( ) 2000 : -

14 ( ) : 2002 .4

9000 .1999 1996  
 %91

16 ( ) 12 ( )  
 12 ( )

: .5

(27) ( )  
 (44) (47) ( )  
 (51) (50)

( )	1996	:	.6
( 55)	. 14		-
150			%98
	( )	" "	
			-
2002			
600		741	
	55		
( )			-

2002

:

2000		2001		2002	
5062	1	6496	1	7087	1
4481	4	6112	2	6933	2
4557	3	5953	3	6679	3
5041	2	5850	4	6632	4
4336	5	5837	5	6612	5
3807	12	5662	6	6474	6
4174	8	5528	7	6437	7
4129	9	5382	8	6422	8
4014	11	5269	9	6341	9
4230	7	5238	10	6292	10
4093	10	5182	11	6255	11
4257	6	5126	12	6143	12
3558	13	4937	13	6067	13
3397	16	4868	14	6039	14
3484	14	4745	15		

:

2000		2001		2002	
3289	17	4483	16	5907	15
3419	15	4439	17	5842	16
3177	18	4296	18	5675	17
2931	22	4283	19	5596	18
3144	19	4202	20	5331	19
3140	21	4104	21	5089	20
3140	20	4029	22	5050	21
2703	23	3844	23	4946	22
2533	24	3675	24	4748	23
2199	26	3262	25	4579	24
2033	29	2877	26	4471	25
2130	27	2759	27	4079	26

:

2000		2001		2002	
2301	25	2676	28	<b>3526</b>	<b>27</b>
2130	28	2573	29	3492	28
1808	30	2288	30	3246	29
1651	33	2252	31	3192	30
1583	35	2220	32	2875	31
1677	32	2183	33	2776	32
1578	36	2154	34	2632	33
1679	31	2097	35	2631	34
1635	43	2056	36	2625	35
1539	37	2047	37	2538	36
1537	38	2029	38	2527	37
1491	39	1890	39	2522	38
1444	40	1863	40	2482	39
1259	45	1861	41	2395	40
1286	44	1785	42	2300	41
1314	43	1738	43	2198	42

:

2000		2001		2002	
1362	41	1689	44	1994	43
1354	42	1670	45	1931	44
1136	46	1590	46	1904	45
1010	48	1563	47	1874	46
1012	47	1553	48	<b>1854</b>	<b>47</b>
877	53	1367	49	1713	48
942	49	1317	50	1701	49
931	50	1263	51	<b>1664</b>	<b>50</b>
915	51	1198	52	<b>1478</b>	<b>51</b>
888	52	1172	53	1471	52
871	54	1108	54	1330	53
719	55	995	55	1292	54
				1128	55



(1)

2002

12	11	10	9	8	7	6	5	4		3	2	1	
				500	2000			140					/
55	62	25	70		162	140	80			102	142	161	
50			34		99	63	47	60	86	40	53	62	
27					46	20		26	137		141	24	
			23		39	22		30	40			16	
	36		35		97	56	34	74	67	36	61	68	
			54		106	87		96	111		70	94	
					149							99	
47	37		40		71	54		50	127		138	68	
					139	122		125	58		102		
					108	67		54	105		107	143	
						138					132		
						139					139		
					78	28		48	130		120	56	
					51	32		22	92			44	
			14		45	22		32	132		142	40	
			41		75	121		62	126		106	94	
					64	65		95	136		124	151	
51	45		36		115	72		66	91	62	74	104	
	46		49		123	53	55	90	101	52	73	68	
					152						126	85	
					144	81		98	139			131	
4	4		9	2	18	18	3	16	16	4	16	20	

(2)

<a href="http://www.heritage.org">www.heritage.org</a>	Index of Economic Freedom Annual (since 1995)		1
<a href="http://www.weforum.com">www.weforum.com</a> <a href="http://www.ciesin.columbia.edu/indicators/ESI">http://www.ciesin.columbia.edu/indicators/ESI</a>	Environmental Sustainability Index First time 2002		2
<a href="http://www.transparency.org">www.transparency.org</a>	Corruption Perceptions Index Annual (since 1995)		3
<a href="http://www.unctad.org">www.unctad.org</a>	Inward FDI Performance Index Inward FDI Potential Index Annual (since 2002)		4
<a href="http://www.weforum.com">www.weforum.com</a>	Competitiveness Index  Annual (since 1979)		5
<a href="http://www.prsgroup.com">www.prsgroup.com</a>	The Composite Country Risk Index Monthly (since 1980)		6
<a href="http://www.undp.org">www.undp.org</a>	Human Development Index Annual (since 1990)		7
<a href="http://www.FT.com">www.FT.com</a>	FT 500  Annual	500	8
<a href="http://www.worldpaper.com">www.worldpaper.com</a> <a href="http://www.moneymattersinstitute.org">www.moneymattersinstitute.org</a>	Wealth of Nations Triangle Index of Emerging Economies Semi-annual (since 1996)		9
<a href="http://www.atkearney.com">www.atkearney.com</a>	FDI Confidence Index Annual(since		10
<a href="http://www.atkearney.com">www.atkearney.com</a> <a href="http://www.foreignpolicy.com">www.foreignpolicy.com</a>	The Globalization Index Annual (since 2001)		11
<a href="http://www.worldpaper.com">www.worldpaper.com</a>	Information Society Index  Annual (since 1996)		12

المؤسسة العربية لضمان الاستثمار

:

- 
- 
- 

/

بالمؤسسة العربية لضمان الاستثمار

:

11564 (56578) . .  
هاتف: (9661) 4620150  
(9661) 4649993:

13096 - (23568) . .  
: (965) 4844500  
(965) 4815741 4835489،4841240:

[info@iai.org.kw](mailto:info@iai.org.kw)

[www.iaigc.org](http://www.iaigc.org) الموقع الشبكي